

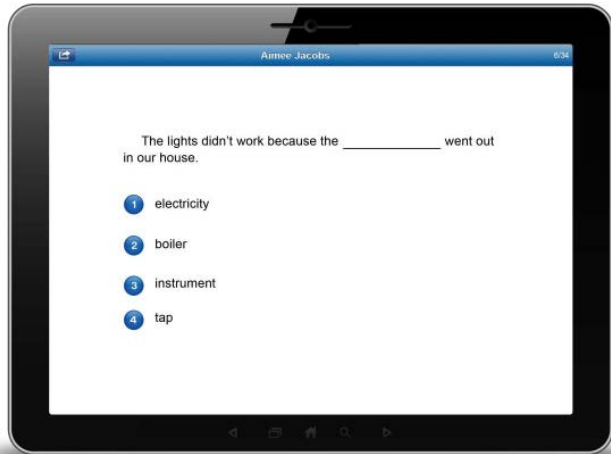
A photograph of a classroom scene. A male teacher in a light blue button-down shirt is leaning over a desk, pointing at a tablet held by a male student in a dark grey polo shirt. The student is smiling and looking at the tablet. A female student in a grey sweater is sitting to the left, looking down at a book or paper. The background is slightly blurred, showing other students and classroom furniture.

Taking a Renaissance Star ReadingTM test

RENAISSANCE®

Taking a Star Reading test

If you have never taken a Star Reading test before, it will begin with some practice questions.



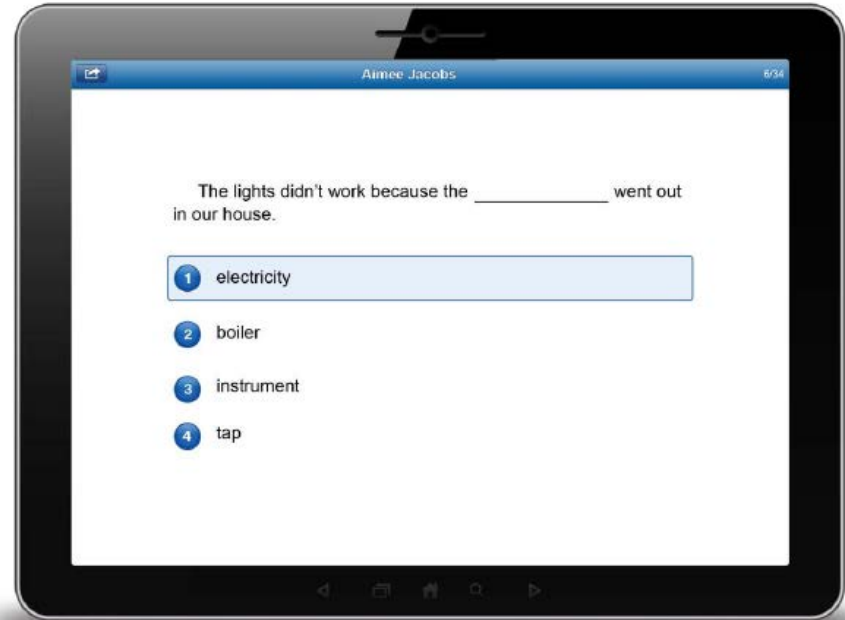
Taking a Star Reading test

- You can pick your answer by:
 - Clicking the correct answer with your mouse
 - Pressing the correct number on your keyboard
 - Tapping the correct answer on your iPad screen... and then pressing “Next”
- You will have to answer three practice questions before you begin the actual test.
- You will have 34 questions to answer during the test.



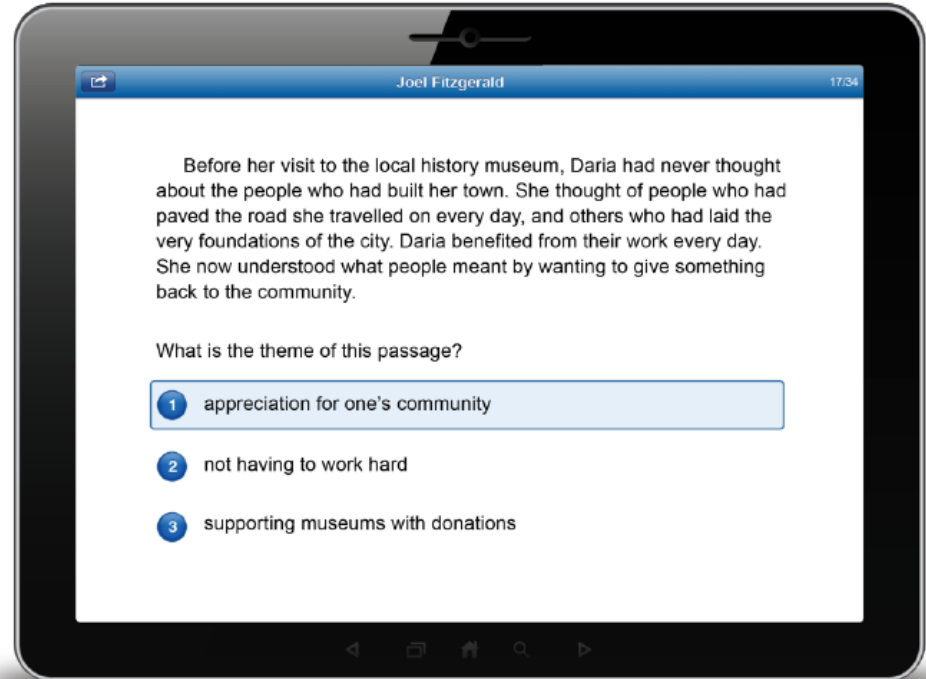
Questions 1 - 10

The first ten questions will ask you to pick the best word to fill a gap in a sentence.



Questions 11 - 34

The other 24 questions will give you a few sentences to read and will ask you about what they mean.




Taking a Star Reading test

- There is a time limit to each question.
- You will see a warning when you are almost out of time.
- Don't panic!
- If you cannot answer a question, try to choose the most likely correct response, but don't worry if the question times out.



During the test

- Do not talk to anyone
- Do not distract anyone
- Do not try to help anyone
- Try your best to pick the correct answer if you're not sure



Thank you!

RENAISSANCE®

All logos, designs, and brand names for Renaissance products and services are trademarks of Renaissance Learning, Inc., and its subsidiaries, registered, common law, or pending registration in the United States and other countries.