

Learning Progressions in the New National Curriculum for England

RENAISSANCE™
LEARNING



Introduction	3.
Commission of work from NFER	3.
Reports	4.
STAR Dashboard	4.
Suggested Skills	5.
Featured testimonial and pilot study feedback	7.
Conclusion	9.
Research and appendices	10.
STAR Early Literacy	11.
STAR Maths	11.
STAR Reading	12.
Multiple products	13.
Appendix A	15.

Introduction

The latest requirements for assessment in England put a strong emphasis on consistent, clear reporting of students' progress in a way that informs classroom teaching and is meaningful to both students and their parents. To this end, Renaissance Learning™ has worked with curriculum experts at the National Foundation for Educational Research (NFER) to develop learning progressions for the new national curriculum in reading and maths, around which the STAR Assessments™ have been built.

Learning progressions are descriptions of the skills students need to learn in the order in which they typically learn them. The skills identified in the curriculum have been organised into learning domains and skill areas, which are aligned to the expectations of the skills students ought to have mastered by the end of each year according to the curriculum. The learning progressions include intermediate steps towards mastery of the major skills identified in the curriculum, plotting a continuous path for students to follow.

Renaissance Learning's STAR Assessments have been redeveloped to incorporate the Core Progress learning progressions. STAR Reading™ and STAR Maths™ are computer-adaptive tests that assess students' mastery of skills that are linked to the requirements of the new national curriculum. Once students have been screened, STAR™ works hand-in-hand with the learning progressions to generate detailed information about the skills they have mastered and those that are next on the progression.

The result of this process is that learning is not conceived of as a series of discrete, disparate chunks, but rather as a connected, integrated framework of understanding and skills. Such a framework enables students to apply what they have learned in novel situations, as well as acquiring related new learning more quickly.

As such, while some other assessments tell you what your students know, STAR also tells you what your students are ready to learn next. The system is also able to suggest groupings of students in the class to provide learning and teaching groups, which can be edited by the teacher at any time.

By incorporating Core Progress learning progressions, STAR Assessments inform planning and teaching while also providing accessible information about progress for students and their parents, all built specifically for the new national curriculum.

Commission of work from NFER

Renaissance Learning has collaborated with NFER to develop learning progressions for the new national curriculum, providing detailed descriptions and examples of skills. The skills tested by STAR have been mapped to the learning progressions, providing a seamless link between the assessments and the requirements of the new curriculum.

NFER has produced a report detailing the work it conducted to develop the learning progressions. This can be read in full at renlearn.co.uk/core-progress

A summary of the work is found in the report's conclusion:

Commissioned by Renaissance Learning, NFER has developed: a hierarchy that reflects how reading is conceptualised in the new National Curriculum in England, learning progressions, individual skill statements, teacher tables and suggested sequences of teaching the skills in the teachable order from Reception to Year 11. Learning progressions provide a 'roadmap' to guide teaching and learning and to ensure that pupils develop their subject knowledge in a coherent and consistent way.

It is hoped that these learning progressions and the subsequent products that stem from this underpinning work will help to support schools to develop assessment frameworks to track pupil progress, following the abolition of National Curriculum levels.

The mapping of the learning progressions to the skills assessed within STAR Reading demonstrates the potential for such assessments to support teachers in monitoring progress against the programme of study for reading. The assessments can help to indicate a pupil's current level of knowledge and the learning progressions then suggest next steps in his or her learning.

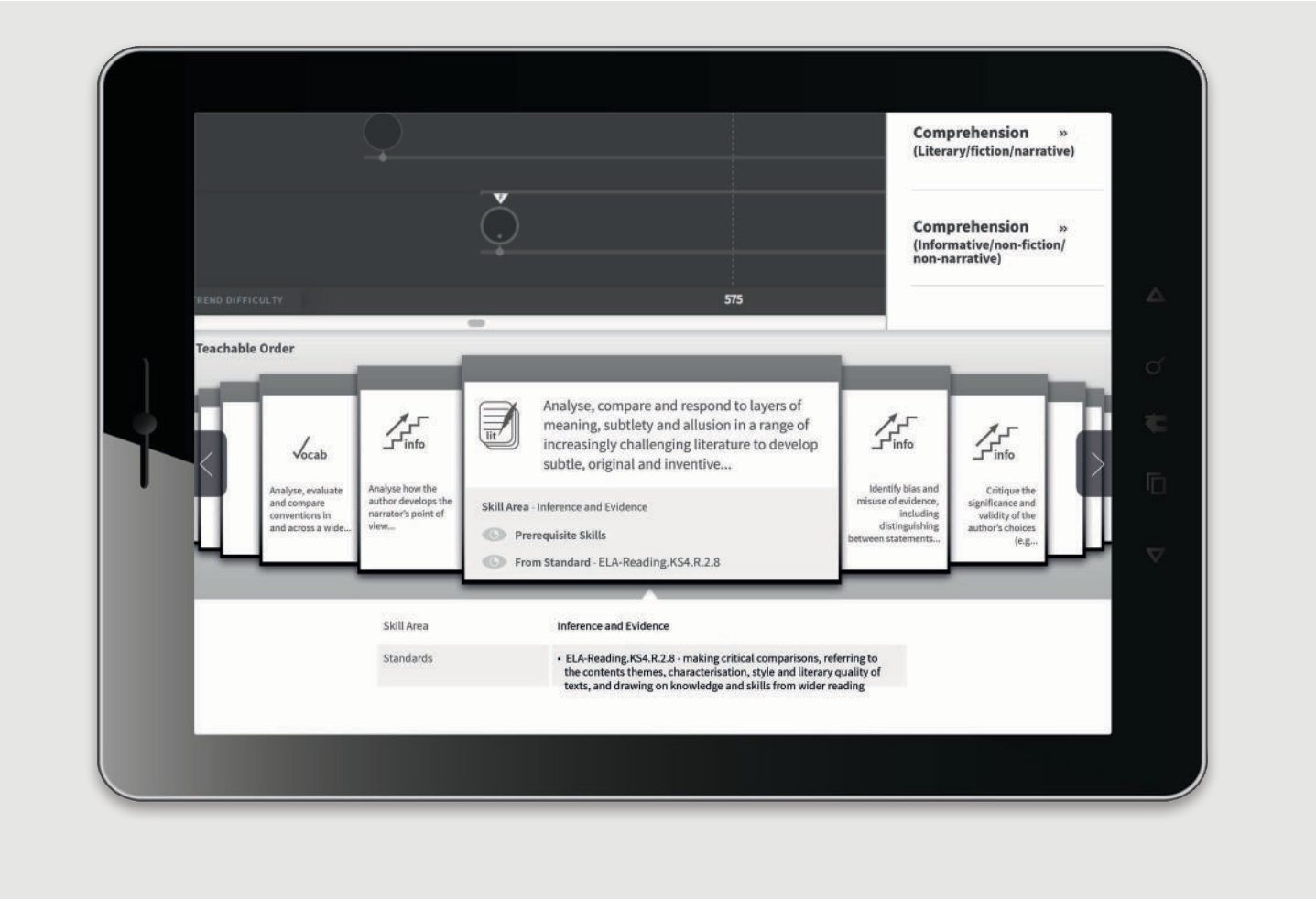
Reports

STAR Assessments feature several detailed reports, giving teachers and senior leaders information for monitoring students’ progress and determining where intervention is necessary.

These reports can be produced at individual, class, year or school level. Reports can be filtered to monitor intervention groups such as EAL and those receiving Free School Meals, and to monitor the progress of Gifted and Talented students. Now incorporating learning progressions, STAR Assessments give more information than ever before about the specific skills students have mastered and those they are ready to learn next.

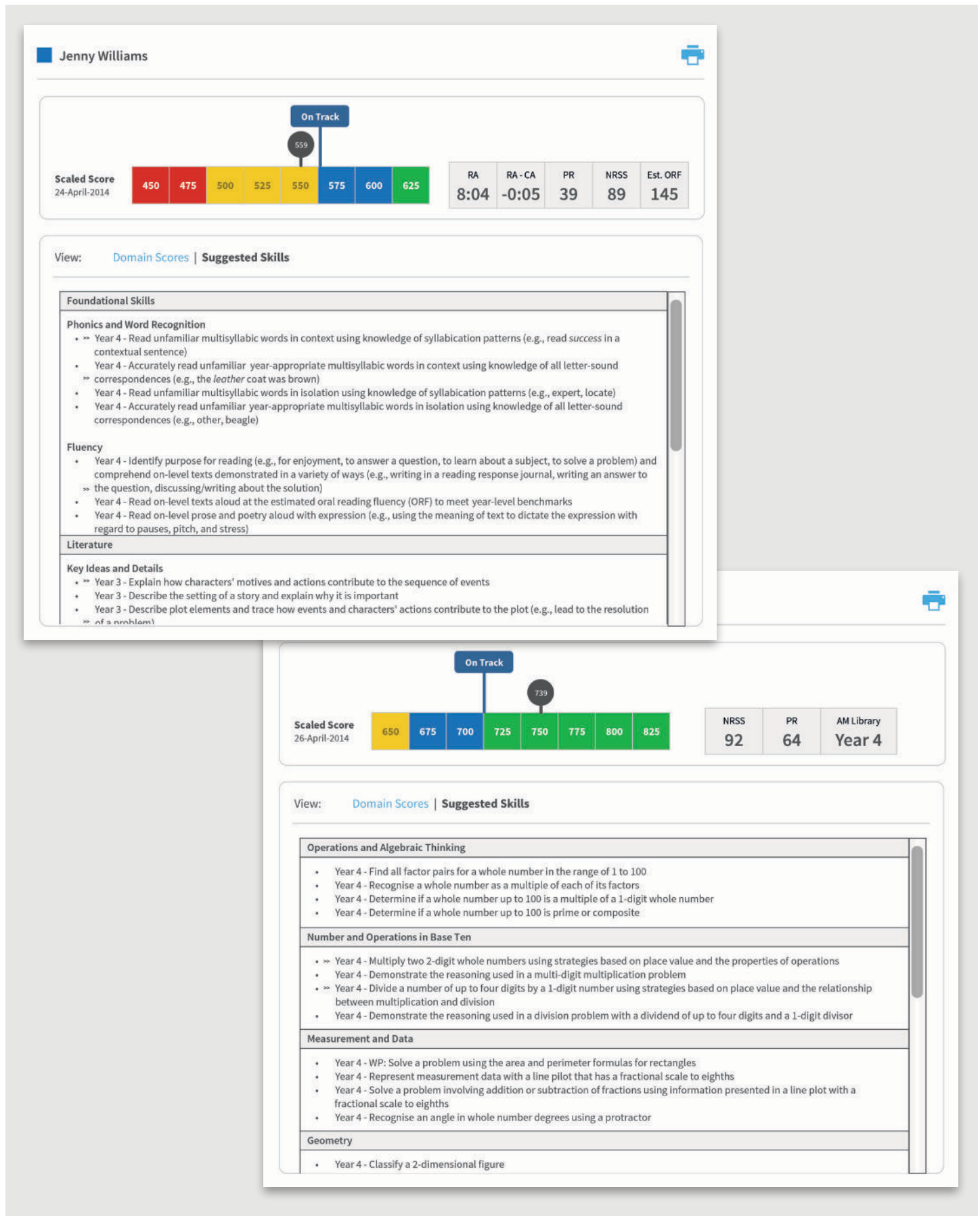
STAR Dashboard

The STAR Dashboard bridges assessment and teaching. It matches a student’s Scaled Score to the learning progression and identifies the skills the student has mastered and those the student is ready to learn next, suggesting particular foci for teaching. This also provides a way to click through the learning progressions, browsing the learning domains and skill areas, while also finding additional information about the location of skills within the national curriculum documents.



Suggested Skills

The interactive Reading Dashboard uses learning progressions to show suggested skills from the Core Progress learning progressions for individual students. Printable reports assist in preparing for lessons.



On Track

739

Scaled Score

26-April-2014

650 675 700 725 750 775 800 825

NRSS

92

PR

64

AM Library

Year 4

View: Domain Scores | Suggested Skills

Operations and Algebraic Thinking

- Year 4 - Find all factor pairs for a whole number in the range of 1 to 100
- Year 4 - Recognise a whole number as a multiple of each of its factors
- Year 4 - Determine if a whole number up to 100 is a multiple of a 1-digit whole number
- Year 4 - Determine if a whole number up to 100 is prime or composite

Number and Operations in Base Ten

- Year 4 - Multiply two 2-digit whole numbers using strategies based on place value and the properties of operations
- Year 4 - Demonstrate the reasoning used in a multi-digit multiplication problem
- Year 4 - Divide a number of up to four digits by a 1-digit number using strategies based on place value and the relationship between multiplication and division
- Year 4 - Demonstrate the reasoning used in a division problem with a dividend of up to four digits and a 1-digit divisor

Measurement and Data

- Year 4 - WP: Solve a problem using the area and perimeter formulas for rectangles
- Year 4 - Represent measurement data with a line plot that has a fractional scale to eighths
- Year 4 - Solve a problem involving addition or subtraction of fractions using information presented in a line plot with a fractional scale to eighths
- Year 4 - Recognise an angle in whole number degrees using a protractor

Geometry

- Year 4 - Classify a 2-dimensional figure

Featured testimonial and pilot school feedback

Featured testimonial	9.
Pilot study school feedback	10.

Featured testimonial

The new STAR Assessments with learning progressions has been piloted in several schools in the UK during the 2013/14 academic year to inform the development and successful implementation of the programme in schools nationwide from summer 2014. This pilot school has provided testimonial evidence in support of the learning progressions and features of the STAR Assessments.

“Recently, we have had the chance to run the new STAR Reading programme, currently only on general release in the United States, in an English Primary School in London, and it is an opportunity for which we have been very grateful. Having fielded it at first on a Year 6 class, we are now ready to roll it out across the school as we have found it to be the most precise analytical tool that we have ever seen as regards showing the development of children’s English Comprehension skills.

For ourselves, it makes the perfect complement to the detailed reporting we get from Accelerated Maths™ (AM™) (which we began to use a little over two years ago). The precision of the ‘next steps’ and the clarity with which it shows where the children actually are that we were so delighted with in AM is transferred perfectly to the Reading – arguably a much more difficult skill to pin down – and is already informing our planning and the development of our children.

We have been particularly impressed by the ‘tree-like’ pattern of development of skills, allowing drilling backwards to see the building blocks that build the next skill. Equally impressive is the specific nature of the objectives, looking at comprehension on a skill-by-skill basis, rather than as a somewhat amorphous whole.

We intend to roll new STAR out across the whole school, probably beginning the week after half-term, and I will keep you up-to-date on how that process pans out. In the interim, Anna is already adjusting her medium term planning in accordance with the data we were able to produce today.”

Anthony Wilson
Deputy Head Teacher
Sir William Burrough Primary School

Full letter available to read in **Appendix A**

Pilot study feedback

During the 2013/14 academic year, we piloted learning progressions within the new STAR Assessments with a number of schools. Here is their feedback:

“Learning progressions are excellent, logical and what we use on a daily basis! Having an arrow in the middle of a big red bit has a dramatic effect on pupils and parents! One pupil cried when told he was in the bottom Percentile Rank, but this was a good thing as it was a turning point for him! We are literally prioritising the ‘urgent’ kids for intervention and then using the diagnostics as the basis for the intervention.”

Andrew Otty, The Taunton Academy

“With STAR, you get an incredible amount of information on students and the key skills they can and cannot perform. I think the reports are very explicit and if I was teaching I’d find the learning progressions extremely useful to target weaknesses and build into planning, how to address specific skills with specific groups of students.”

Chris Clews, Marine Academy

“The new STAR reports make...the provision of individual support much easier.”

Dave Edwards, Hazlegrove Preparatory School

“I like the colour coding and depth of detail of what students already know and where their weaknesses lie are very clear. Record Books, where groups can be sub-divided, are innovative.”

Katrina Piggott, Weston Favell Academy

“I thought that the new STAR test was excellent -- very comprehensive. It mirrors very well our curriculum. The most useful information is standardised scores. I can see these new reports informing our schemes of work and our half termly planners.”

Tommy McDermott, Holy Family Primary School

Conclusion

Renaissance Learning has developed the STAR Assessments to provide detailed curriculum-based information about students' attainment in reading, maths and early literacy. The assessments have incorporated the Core Progress learning progressions, which have been built in collaboration with experts at NFER. This allows STAR to identify not just the skills that students have mastered, but also those they are ready to learn next. Thus the assessments directly inform planning and teaching, meeting the requirements of the new curriculum.

Groups can be set up to help identify common objectives of skills to be acquired, linking differentiated planning to the requirements of the curriculum. Individual reports identify skills individual students are ready to learn next, aiding with the provision of targeted intervention. Together, STAR Assessments and the Core Progress learning progressions bridge assessment and learning like never before.

Research and appendices

STAR Early Literacy	13.
STAR Maths	13.
STAR Reading	15.
Multiple products	16.
Appendix A	18.

Research

STAR Early Literacy

Borman, G., & Dowling, M. (2004). *Assessment committee analysis of reading assessment measures coding form: STAR Early Literacy (SEL)*. Madison: University of Wisconsin, Department of Educational Leadership and Policy Analysis. Available online from <http://doc.kenlearn.com/KMNet/R004079234C6FFDF.pdf>

In May of 2002, the University of Oregon published the Analysis of Reading Assessment Instruments for K-3. In the executive summary of their final report, the University of Oregon Assessment Committee identified some of the limitations of their work. "The most conspicuous limitation to the Assessment Committee's effort is the limited number of assessment instruments analyzed, coded, reviewed, and evaluated. Clearly, more assessment instruments must be reviewed and evaluated" (p. 10). The University of Oregon could not evaluate STAR Early Literacy (SEL), because it was released after the Oregon Committee began their work. For this reason, researchers from the UW-Madison reviewed SEL using the same rigorous methodologies used by the Oregon group. In order to replicate the process as closely as possible, they analyzed how the Oregon Committee evaluated other instruments, including DIBELS and TPRI. Then, following the same procedures, the researchers reviewed SEL separately using the Analysis of Reading Assessment Instruments for K-3. After completing the reviews, an inter-rater reliability check was performed to identify discrepancies, and the researchers then discussed and resolved any discrepancies between the two reviews. Through the analysis, researchers found SEL to be a reliable and valid instrument, like the other assessments reviewed by the University of Oregon.

McBride, J. R., Ysseldyke, J., Milone, M., & Stickney, E. (2010). Technical adequacy and cost benefit of four measures of early literacy. *Canadian Journal of School Psychology*, 25(2), 189–204.

This research investigated the validity of the domain scoring approach to early literacy development. Students in grades K-2 were assessed on STAR Early Literacy, a computer-adaptive test of early literacy skills. Using modern item response theory (IRT), items on a common scale were grouped into 41 specific skill sets. Student ability estimates were used to estimate each student's proficiency on the 41 skill sets based on the expected percent correct for each set of items. Students were also measured on the same domains of early literacy, phonemic awareness, phonics, and comprehension by 3 external measures: DIBELS, TPRI, and GRADE. Concurrent validity between the measures was moderate to high, and confirmatory factor analytic studies indicated the domain scores from STAR Early Literacy were measuring similar constructs as the external measures. Overall evidence supported the use of domain scoring for making inferences about a student's early literacy skills.

Renaissance Learning. (2013). *STAR Early Literacy: Technical manual (U.K.)*. London. Available online from <http://doc.kenlearn.com/KMNet/R004384710GJ119F.pdf>

This technical manual provides technical and statistical information regarding STAR Early Literacy and its use with Renaissance Place.

STAR Maths

Conner, P. A. (2009). *The STAR Math test as a predictor of Arkansas Benchmark Test scores* (Unpublished doctoral dissertation). Lindenwood University, St. Charles, MO. Available online from <http://gradworks.umi.com/3372323.pdf>

From the abstract: "With the failure of the legislative branch to reauthorize the No Child Left Behind law in 2007 and recent reports that more schools than ever are failing to achieve Adequate Yearly Progress, educators are reviewing practices and curriculum. As a result of federal and state laws, it is necessary to identify an accurate predictor of student achievement prior to the administration of the state-mandated test. For this study, student samples were drawn from sixth, seventh, and eighth grade populations of a Northwest Arkansas Middle School. Samples were separated by grade level and ranked according to the grade equivalency on the fall STAR Math pre-test and the scores on the spring Arkansas Benchmark Test. A quasi-experimental design was implemented to test both the magnitude and reliability of the independent variable, the STAR Math test, on the dependent variable, the Arkansas Benchmark Test. A Pearson r correlation was calculated in each grade level over a three-year period for the relationship between the STAR Math and Arkansas Benchmark. A strong positive correlation was found between the ordinal ranks of grade equivalence on the STAR Math pre-test and the ordinal ranks of the averaged raw score percent on the Arkansas Benchmark Test. Furthermore, a coefficient of determination, a line of best fit, an analysis of variance (ANOVA), and an Omega-squared were used to determine the statistical significance and develop a triangulation of data. Further study is recommended to predict a specific benchmark score based on a STAR Math grade equivalency."

Reibel, T. (2009). *Exploring the correlation between the STAR Math test and the WASL Math Assessment at Wishkah Elementary* (Unpublished master's project). Heritage University, Toppenish, WA. Available online from http://www.heritage.edu/library/mastersprojects/Reibel_Tove_2009.pdf

This study sought to find out if there was a correlation between the Spring 2008 STAR Math scores and Spring 2008 WASL math scores. A significant correlation between the WASL math test and the STAR math assessment was found ($r=.67$).

Renaissance Learning. (2013). *STAR Maths: Technical manual (U.K.)*. London.

Available online from <http://doc.renlearn.com/KMNet/R004385110GJ395D.pdf>

This technical manual provides technical and statistical information regarding STAR Maths and its use with Renaissance Place.

Shapiro, E. S., & Dennis, M. S. (2014, February). *Comparing computer adaptive and curriculum-based measurement methods for monitoring mathematics*. Poster presented at the 22nd Pacific Coast Research Conference, San Diego, CA.

This poster presentation compared a computer adaptive assessment (STAR Math) and a curriculum based measurement (AIMSweb) for progress monitoring in math. STAR Math was found to be a significant positive relation to the outcome measure Pennsylvania System of School Assessment (PSSA) across all three grades (3rd, 4th, and 5th grade). The math growth of 4th and 5th graders as measured by STAR Math added unique information to predict PSSA above and beyond the predictability of the test taken at a single time point (4th time).

Shapiro, E. S., & Gebhardt, S. N. (2012). Comparing-computer adaptive and curriculum-based measurement methods of assessment. *School Psychology Review*, 41(3), 295–305.

This article reported the concurrent, predictive, and diagnostic accuracy of a computer-adaptive test (CAT) and curriculum based measurements (CBM; both computation and concepts/application measures) for universal screening in mathematics among students in first through fourth grade. Correlational analyses indicated moderate to strong relationships over time for each measure, with correlations between CAT and CBM measures across the three assessment periods low to moderate, with the strongest relationships between the CAT and CBM concepts/application measure. Relationships to the state assessment for math for third- and fourth-graders was found to be stronger for the CAT measure than for either the CBM computation or concepts/application measures, with the CAT measure the only significant predictor of the state assessment. Diagnostic accuracy indices found all measures to produce acceptable levels of specificity but limited levels of sensitivity. The study offered one of the first direct comparisons of CAT and CBM measures in screening for mathematics. Implications of using CAT and CBM measures in conducting screening in elementary mathematics were discussed.

Smith, M. (2012). *A study of the predictive validity of the STAR Math test for the Algebra I End of Course exam*. Maryville, MO: Northwest Missouri State University. Available online from <http://www.nwmissouri.edu/library/researchpapers/2012/Smith,%20Molly.pdf>

This study was conducted to determine whether students in need of intervention in algebra could be identified earlier, providing more time for them to receive additional support. Scores from STAR Math (taken in grade 8) and the Algebra I End-of-Grade Exam (taken in grade 9) were examined for 200 students from a Midwestern suburban high school. A simple liner regression determined a student's STAR Math score from eighth grade was a valid predictor of the student's Algebra I End-of-Course test taken the following year, making the assessment helpful in identifying students in need of extra interventions.

STAR Reading

Algozzine, B., Wang, C., & Boukhtiarov, A. (2011). A comparison of progress monitoring scores and end-of-grade achievement. *New Waves-Educational Research & Development*, 14(1), 3–21.

Available online from <http://www.caerda.org/journal/index.php/newwaves/article/viewFile/51/29>

This peer-reviewed journal article examined the extent to which an interim progress monitoring assessment in reading (STAR Reading) could predict later performance on a high-stakes test (Florida Comprehensive Assessment Test). STAR Reading was found to be a good predictor of FCAT.

Bennicoff-Nan, L. (2002). *A correlation of computer adaptive, norm referenced, and criterion referenced achievement tests in elementary reading* (Unpublished doctoral dissertation). The Boyer Graduate School of Education, Santa Ana, California.

This study of test scores from predominantly Hispanic students in the Dinuba Unified School District sought to determine the predictive ability of STAR Reading for high-stakes assessments that are part of the accountability system in California, including the SAT-9 and the CST for English Language Arts. Moderately strong to very strong correlations were found between STAR Reading and these tests across all grades analyzed; correlation coefficients ranged from .69 to .87. The author concludes that STAR Reading is an efficient use of time and labor in monitoring student progress in reading in the classroom, and recommends its use by California school administrators to measure progress toward state accountability goals.

Betts, J., Topping, K., & McBride, J. (2007, April). *An international linking study of a computerized adaptive test of reading with a traditional paper-and-pencil test of reading comprehension*. Paper presented at the annual meeting of the National Council on Measurement in Education, Chicago, IL.

Progress in reading is important for children. However, time spent measuring progress is time not spent enhancing it. Computerized adaptive reading testing might help resolve this tension, but can it do so reliably and validly and generate metrics of relevance to practitioners internationally? This pilot study linked data gathered in the UK from a computer-based adaptive test of reading developed and normed in the

US to those from a different paper reading test normed in the UK and yielding different output metrics. It explored the effects of gender, mode of presentation, and the linkage between different output metrics. Concurrent validity and concordance between tests was substantial, suggesting it is possible to use a US computer adaptive test of reading skills to estimate reading ages for pupils in the UK. Results held similar for both males and females. Implications for future research and practice were explored.

Cyr, L. M. (2009). *A correlational study of the relationship of ELL student success on STAR and WASL reading tests of 3rd grade ELL students at McClure Elementary School Yakima Washington* (Unpublished master's project). Heritage University, Toppenish, WA.
Available online from http://www.heritage.edu/library/mastersprojects/Cyr_Lisa_M_2009.pdf

From the abstract: "The purpose of the present study was to determine whether a correlation existed between ELL student's success on the Renaissance Learning's STAR Reading test, and their success on the reading portion of the WASL. To accomplish this purpose, a review of selected literature was conducted, essential baseline data and information was obtained and analyzed, and related conclusions and recommendations were formulated. Data analyzed supported the hypothesis that there was a positive relationship between spring, 2008 STAR Reading scores and spring, 2008 WASL reading scores of 3rd grade MES students at .05 and .01. The hypothesis was not supported at .001."

Moore, D. J. (2012). *A case study of the analysis of factors that occur with reading proficiency in rural district in Southeast Missouri* (Unpublished doctoral dissertation). University of Missouri-Columbia.

Available online from <https://mospace.umsystem.edu/xmlui/bitstream/handle/10355/33091/Research.pdf>

This study found that there was a strong correlation between STAR Reading and third grade communications arts Missouri Assessment Program (MAP) scores ($r=.695$).

Shapiro, E. S., & Gibbs, D. P. (2014). *Comparison of progress monitoring with computer adaptive tests and curriculum based measures*. Bethlehem, PA: Center for Promoting Research to Practice, Lehigh University.

Available online from <http://doc.renlearn.com/KMNet/R0057324CE9DD5FD.pdf>

The purpose of this study was to compare both rates of reading achievement growth and predictive power of two widely-used assessments representing two different approaches to measurement – a computer adaptive assessment called STAR Reading and a curriculum based measurement called AIMSweb. A total of 117 students from a school district in Tennessee were included in the sample. Data collection spanned two school years, and included students who were progress monitored (taking a minimum of 4 tests per year) in grades 1 through 4 in one year, and in grades 2 through 5 the subsequent year. Across the two years, interventions for both groups of students were consistent. The results of this study indicate that both measures were able to detect incremental change, and provide further support that both computer adaptive measures such as STAR Reading and CBMs such as AIMSweb R-CBM are acceptable for progress monitoring. Of the two measures, only STAR Reading achieved a significant correlation with the state reading assessment.

Renaissance Learning. (2013). *STAR Reading: Technical manual (U.K.)*. London.

Available online from <http://doc.renlearn.com/KMNet/R004384910GJF6AC.pdf>

This technical manual provides technical and statistical information regarding STAR Reading and its use with Renaissance Place.

Multiple products

Alabama Department of Education. (2011, August). *Problem solving team (PST) manual*. Montgomery, AL. Available online from <http://www.alsde.edu/home/Sections/DocumentDownload.aspx?SectionID=54&SubsectionID=31&Year=2011&FileName=Sample Problem Solving Team Manual Revised August 2011.doc>

STAR computer adaptive assessments are referred to as commonly used screening and progress monitoring tools.

Kovaleski, J., VanDerHeyden, A. M., & Shapiro, E. S. (2013). *The RTI approach to evaluating learning disabilities*. New York: Guilford Publications.

Handbook provides examples of screening, progress monitoring (including rate of improvement) with both CBM and computer adaptive data. Within the book, there are sections for CBM and sections entitled "Illustrations from a non-CBM measure," including STAR Assessments.

Renaissance Learning. (2014). *The research foundation for STAR Assessments: The science of STAR*. Wisconsin Rapids, WI.

Available online from <http://doc.renlearn.com/KMNet/R001480701GCFBB9.pdf>

Newly updated for STAR Enterprise! This document explains the science behind STAR Early Literacy Enterprise, STAR Reading Enterprise, and STAR Math Enterprise. Topics covered include computer-adaptive testing and item response theory, dynamic calibration, Core Progress learning progressions, reliability and validity, growth norms, SGP, state test linking study lists, high stakes purposes, score definitions, key reports, key research support, and National Center on Intensive Intervention and Response to Intervention (NCRTI) review information.

Renaissance Learning. (2014). *The STAR Assessments relate to state and other assessments*. Wisconsin Rapids, WI.

Available online from <http://doc.renlearn.com/KMNet/R0053964E87BAEC5.pdf>

This document demonstrates the large number of assessments that STAR Assessments have been correlated or statistically linked with.

Salvia, J., Ysseldyke, J., & Bolt, S. (2012). Using technology to help make assessment decisions: STAR Early Literacy, STAR Math, and STAR Reading. In *Assessment in special and inclusive education* (12th ed.). Belmont, CA: Wadsworth, Cengage Learning

Assessment in special and inclusive education is an educational psychology textbook that contains reviews of numerous assessment instruments. The reviews of STAR Early Literacy, STAR Math, and STAR Reading in this textbook confirms the reliability and validity of the assessments.

Sewell, J., Sainsbury, M., Pyle, K., Keogh, N., & Styles, B. (2007). *Renaissance Learning equating study report*. Slough, England:

National Foundation for Education Research (NFER). Available online from <http://files.eric.ed.gov/fulltext/ED502442.pdf>

An equating study was carried out by NFER on behalf of Renaissance Learning, to provide validation evidence for the use of the STAR Reading and STAR Maths tests in English schools. The study aimed to investigate the correlation between the STAR tests and other established tests. Between 11 and 16 schools were involved in the study. A strong correlation was established between STAR Reading and the Suffolk Reading Scale 2 tests (correlation coefficient of 0.91). STAR Reading scores were also related to reading ages derived from the Suffolk Reading Scale 2, providing an equating graph for comparative purposes. STAR Maths and PiM tests were shown to correlate reasonably strongly (correlation coefficients ranging from 0.58 to 0.75 for different PiM tests). Finally, the STAR tests and English national curriculum teacher assessment levels correlated well (0.85 for reading and 0.81 for mathematics), particularly in view of the short length of the tests. The strong correlations provide evidence that STAR Reading and STAR Maths are suitable for use in England.

Shapiro, E. S. (2011). *Academic skills problems: Direct assessment and intervention* (4th ed.). New York: Guilford Press.

Handbook provides examples of screening with both CBM and computer adaptive data, including STAR Assessments.

Shapiro, E. S. (2012). *New thinking in Response to Intervention: A comparison of computer-adaptive tests and curriculum-based measurement within RTI*.

Wisconsin Rapids, WI: Renaissance Learning. Available online from <http://doc.renlearn.com/KMNet/R00547943CE5AC66.pdf>

Expert reviewers include Drs. Jim Ysseldyke, Matt Burns, Mike Vanderwood, and Pat Quinn. This report provides a balanced look at two testing approaches: computer adaptive and CBM. The paper concludes that computer adaptive tests “offer an important and potentially valuable contribution to RTI.”

U.S. Department of Education: National Center on Intensive Intervention. (2012). *Review of progress monitoring tools*.

Washington, DC. Available online from <http://www.intensiveintervention.org/chart/progress-monitoring>

The technical adequacy of STAR Early Literacy, STAR Math, STAR Reading were reviewed as progress monitoring tools under the following domains: Reliability of the Performance Level Score, Reliability of the Slope, Validity of the Performance Level Score, Predictive Validity of the Slope of Improvement, Disaggregated Reliability and Validity Data, Alternate Forms, Sensitive to Student Improvement, End-of-Year Benchmarks, Rates of Improvement Specified, Decision Rules for Changing Instruction, Decision Rules for Increasing Goals, and Improved Student Achievement.

U.S. Department of Education: National Center on Response to Intervention. (2010). *Review of progress-monitoring tools*. Washington, DC.

Available online from <https://web.archive.org/web/20120813035500/http://www.rti4success.org/pdf/progressMonitoringGOM.pdf>

The technical adequacy of STAR Early Literacy, STAR Math, STAR Reading were reviewed as progress monitoring tools under the following domains: Reliability of the Performance Level Score, Reliability of the Slope, Validity of the Performance Level Score, Predictive Validity of the Slope of Improvement, Alternate Forms, Sensitive to Student Improvement, End-of-Year Benchmarks, Rates of Improvement Specified, and Disaggregated Reliability and Validity Data.

U.S. Department of Education: National Center on Response to Intervention. (2011). *Review of screening tools*. Washington, DC.

Available online from <http://www.rti4success.org/resources/tools-charts/screening-tools-chart>

The technical adequacy of STAR Early Literacy, STAR Math, STAR Reading were reviewed as screening tools under the following domains: Classification Accuracy, Generalizability, Reliability, Validity, and Disaggregated Reliability, Validity, and Classification Data for Diverse Populations.

Appendix A

Recently, we have had the chance to run the STAR Enterprise Reading programme, currently only on general release in America, in a British Primary School in London, and it is an opportunity for which we have been very grateful. Having fielded it at first on a Year 6 class, we are now ready to roll it out across the school as we have found it to be the most precise analytical tool that we have ever seen as regards showing the development of children's English Comprehension skills. For ourselves, it makes the perfect complement to the detailed reporting we get from Accelerated Maths (AM) (which we began to use a little over two years ago). The precision of the 'next steps' and the clarity with which it shows where the children actually are that we were so delighted with in AM is transferred perfectly to the Reading – arguably a much more difficult skill to pin down – and is already informing our planning and the development of our children. We have been particularly impressed by the 'tree-like' pattern of development of skills, allowing drilling backwards to see the building blocks that build the next skill. Equally impressive is the specific nature of the objectives, looking at comprehension on a skill-by-skill basis, rather than as a somewhat amorphous whole.

I write this to request that an English version is made available as soon as is possible as, whilst we can work around the American spellings (which, so far as I can see, are about the only things that do not match up directly) it will be far more saleable, both to my staff, and to the wider British Education community without concerns surrounding spelling of the word 'color'! As you may be aware, teachers can get fixated on small things and thus miss the bigger picture, and, here, the bigger picture, to my mind, is fantastic indeed.

To answer any concerns that you may have about its usage, let me ensure you that this would most definitely be a tool used by teachers. The class instructional guide, in particular, is an invaluable piece of reference material, allowing teachers to carefully plan next steps and, more importantly, drilling down to one or two specific purposes (objectives, to use the AM comparator) for their lesson rather than, as is so often the case when lacking this kind of detailed information, and as I mention above, just doing a series of generic lessons on the subject of 'comprehension' and hoping that enough will rub off. Already, my Year 6 teacher is rewriting her medium term planning to work precisely on what Enterprise has been able to tell her about her children and where they need to go in the future. As with AM, it is the specific, rather than the generalistic, that is the particular power of this programme. Similarly, the Core Objectives section – what James Bell describes as something being developed into a 'one-stop shop' – would, again, be used by teachers as a very powerful resource. I cannot see anything here in the American version that could not be used almost immediately in a British context, and am delighted that my school is able to access it now.

As you may be aware, the educational system in the UK is in a state of almost constant flux at the moment and of particular concern to many educationalists is the removal of the National Curriculum levelling, which makes it far more difficult to measure accurately progress and attainment. Here, again, Star Enterprise fills that gap very neatly as it does, indeed, measure both progress and attainment. Were it possible, it would be ideal to launch a British version in line with the launch of the new National Curriculum in September 2014, advertising it some distance ahead; I imagine that many schools, in an Ofsted framework which is obsessed by attainment and progress, will be crying out for a system which so clearly demonstrates the children's abilities and development. The fact that it so neatly covers the wider gamut of English ability – not just vocabulary, but interpretation of text and text types, use of definitions and so on – makes it rigorous enough, to my mind, to be satisfactory to Ofsted as a measure of said progress and attainment.

I also cannot imagine that it needs a great deal of re-alignment in order to match the UK educational standards. Obviously, there is the issue of the spelling, but, once that is sorted (presumably using a very large-scale 'find and replace' function!), there is just the case (I imagine), of a few pieces of re-alignment to match attainment expectations in year levels which differ from continent to continent. In the end, the ability to interpret a piece of writing, and the skills one needs for that, are the same the world over. Indeed, comparing the KS1 and KS2 (Grade 1 and Grade 5) expectations (which is where we are benchmarked) to the Core Progression lists of those grades, the overlap is clear. It certainly is sufficient for us to be prepared to use it with our children in its American version, without any realignment at all, because it is still so more powerful, in analytical and forward-planning terms, than anything else that we currently have available to us.

To summarise, I am most impressed by what I have seen of STAR Enterprise, and, I imagine, as it continues in its development, will become even more so. I very much hope that the conversion to an British version will be considered something that should be a priority. I believe that something this powerful and precise, tied into the launch of the new National Curriculum next year and with the right advertising, would be of huge benefit both to your company and to the literacy education of the children in Britain. I am aware that it is a significant investment for yourselves, but feel very strongly that it would be an investment worth making. In the interim, once again, we are delighted that we are able to access the American version and will wait, with bated breath, for the British one.

Should you wish to discuss anything further with me, please do not hesitate to get in contact.

Anthony Wilson

Deputy Head Teacher

Sir William Burrough Primary School



© Copyright 2015

All logos, designs, and brand names for Renaissance Learning's products and services, including but not limited to STAR, STAR Assessments, STAR Reading, STAR Maths, STAR Early Literacy, Core Progress, Learning Progressions and Renaissance Learning, are trademarks of Renaissance Learning, Inc., and its subsidiaries, registered, common law, or pending registration in the United States and other countries.